

COBBLESTONE ESTIMATING GUIDE

STEP 1 Calculate your project area (square feet).

STEP 2 Estimate possible waste and add to project area to determine Total Square Feet of pavers needed. For patterns that require significant cutting, consider adding up to 1/2 square foot for every lineal foot of project perimeter.

STEP 3 The illustrations to the right show some Cobblestone pattern options and percentages of individual products required to create these patterns. Use the formulas below to calculate the number of bands of each product to order for your desired pattern. Please order in whole band quantities only.

BASKETWEAVE PATTERN (shading indicates laying ratio 1:2)

Total Square Feet x 25% = ___ ÷ 12.15 Sq. Ft. = Bands of 6"x 6" Pavers

Total Square Feet x 75% = ___ ÷ 18.45 Sq. Ft. = Bands of 6"x 9" Pavers

ONE-TO-ONE HERRINGBONE PATTERN (shading indicates laying ratio 1:1)

Total Square Feet x 40% = ___ ÷ 12.15 Sq. Ft. = Bands of 6"x 6" Pavers

Total Square Feet x 60% = ___ ÷ 18.45 Sq. Ft. = Bands of 6"x 9" Pavers

THREE-SIZE RANDOM PATTERN (shading indicates laying ratio 1:1:1)

Total Square Feet x 16% = ___ ÷ 7.56 = Bands of 6"x 3" Pavers

Total Square Feet x 34% = ___ ÷ 12.15 Sq. Ft. = Bands of 6"x 6" Pavers

Total Square Feet x 50% = ___ ÷ 18.45 Sq. Ft. = Bands of 6"x 9" Pavers

FOUR-SIZE RANDOM PATTERN (shading indicates laying ratio 4:4:4:1)






Total Square Feet x 14% = ___ ÷ 7.56 Sq. Ft. = Bands of 6"x 3" Pavers

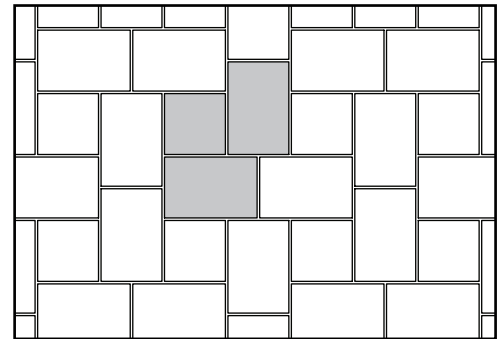
Total Square Feet x 26% = ___ ÷ 12.15 Sq. Ft. = Bands of 6"x 6" Pavers

Total Square Feet x 40% = ___ ÷ 18.45 Sq. Ft. = Bands of 6"x 9" Pavers

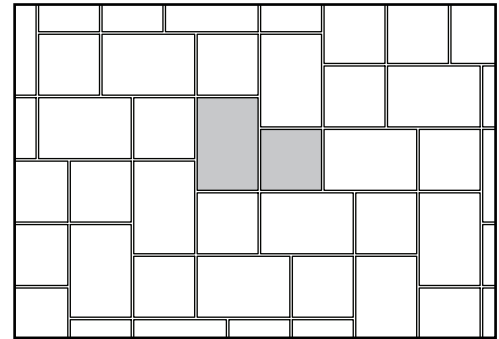
Total Square Feet x 20% = ___ ÷ 22.14 Sq. Ft. = Bands of 9"x 12" Pavers

COBBLESTONE BAND/PALLET QUANTITIES

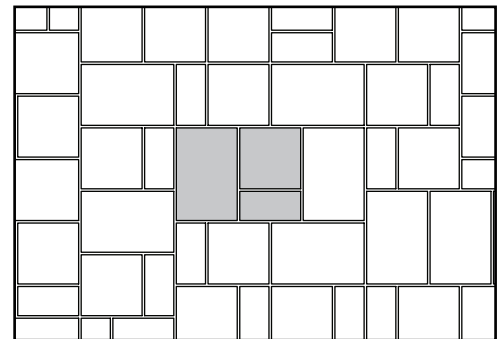
	Size	Pavers Per SF	Pavers Per Band	SF Per Band	# Bands Per Pallet	SF Per Pallet
	6"x3"	7.14	54	7.56	7	52.92
	3/4 Stone	4.76	63	13.23	7	92.61
	6"x6"	3.70	45	12.15	7	85.05
	6"x9"	2.44	45	18.45	5	92.25
	9"x12"	1.22	27	22.14	4	88.56



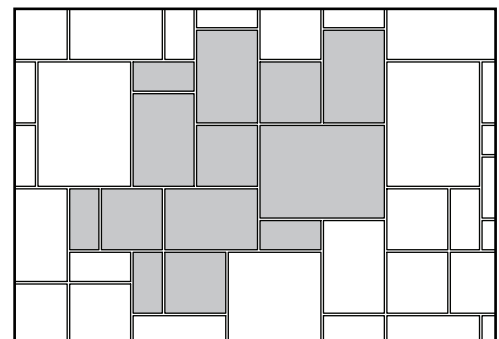
Basket Weave
25% 6" x 6" and 75% 6" x 9"



One-to-One Herringbone
40% 6" x 6" and 60% 6" x 9"



Three-Size Random
16% 6" x 3", 34% 6" x 6", 50% 6" x 9"



Four-Size Random
14% 6" x 3", 26% 6" x 6", 40% 6" x 9"
20% 9" x 12"